



Homa

FL1-47 Larder Fridge



CONTROL AND FUNCTION

| | |
|------------------|------------|
| Temp. Control | Electronic |
| External Display | Yes |
| Water Dispenser | Optional |
| Super Freeze | NA |
| Holiday Mode | NA |
| Door Alarm | Yes |



FRIDGE COMPARTMENT

| | |
|--------------------|-----------|
| Defrosting System | Automatic |
| Air-flow Cooling | Yes |
| Food Care Drawer | 2 |
| LED Interior Light | Yes |
| Safety Glass Shelf | Yes |




FREEZER COMPARTMENT

| | |
|-----------------------------------|----|
| Star Rating | NA |
| Defrosting System | NA |
| Number of Drawer | NA |
| Storage Time during Power-off (h) | NA |
| Freezing Capacity in 24 hrs (Kg) | NA |
| LED Interior Light | NA |
| Ice Twister | NA |



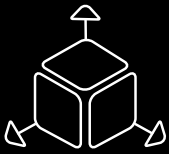
OVERVIEW

| | |
|--------------------------------------|--------------|
| Energy Efficiency Class | A / A+ / A++ |
| New European Energy Efficiency Class | E/D |
| Climate Type | SN-ST |
| Noise Level dB(A)/Class | 40/C |
| Door Split (fridge /freezer) | NA |
| Total Gross Capacity (litres) | 386 |
| Total Net Capacity (litres) | 359 |
| Fridge Net Capacity (litres) | 359 |
| Freezer Net Capacity (litres) | 0 |
| Refrigerant | R600a |
| Certification | CE/GS/CB |



DESIGN AND MATERIAL

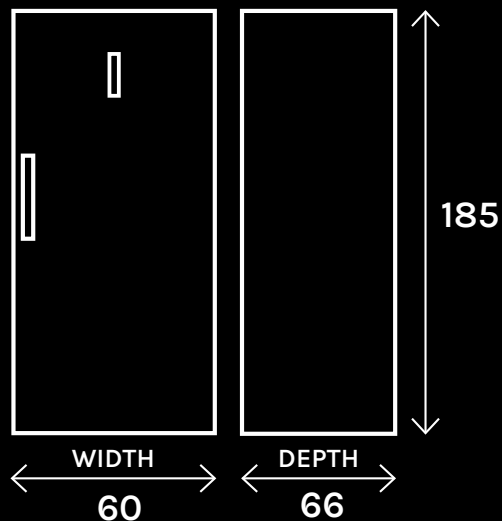
| | |
|-------------|----------|
| Door Panel | Metal |
| Handle Type | External |
| Metal Back | Yes |
| Wheel | Yes |



DIMENSION AND WEIGHT

| | |
|------------------------------|--------------|
| Product Dimension WxDxH (mm) | 600x660x1850 |
| Packing Dimension WxDxH (mm) | 640x690x1931 |
| Net Weight (Kg) | 64 |
| Gross Weight (Kg) | 70 |
| Loading Capacity (40HQ) | 72 |

Body dimensions (cm)



Doors opening dimensions (cm)

